



NW SERIES
WARMING
CABINETS

www.nsc-betterbuilt.com



NW SERIES WARMING CABINETS

BetterBuilt Warming Cabinets are designed to raise the temperature of surgical irrigation solutions to a pre-set level for hospital and clinical applications. These units are also excellent blanket warmers with even heat and quick recovery. Digital controls and service access from the front make BetterBuilt units easy to use and maintain. All warmers can hold either solution bottles or blankets.

Construction

BetterBuilt Warming Cabinets are constructed of 18 gauge Type 304 stainless steel, #4 brushed finish. All compartments have insulated double-wall doors with magnetic heat resistant gaskets.

Field Reversible

Door swings are designed to be field reversible for either right hand or left hand applications.

Heating Chamber

Cabinet chambers are fully insulated to avoid temperature migration. The BetterBuilt cabinet is capable of heating solution flasks from 90°F/16°C. to 175°F/80°C within 6 hours. Heating is by electric strip heater mounted on the rear wall of the cabinet, concealed behind a removable perforated diffusion grate. All dual compartment models have separate controls for top and bottom cabinets.

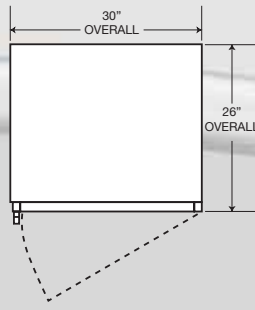




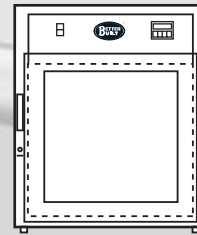
NW 124S - R



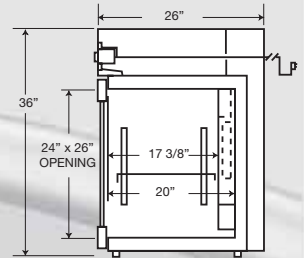
NW 124G - R



PLAN VIEW



FRONT VIEW



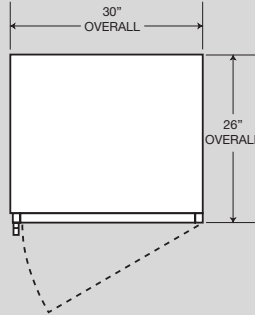
SECTION VIEW



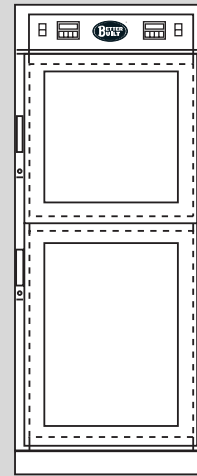
NW 224GS - R



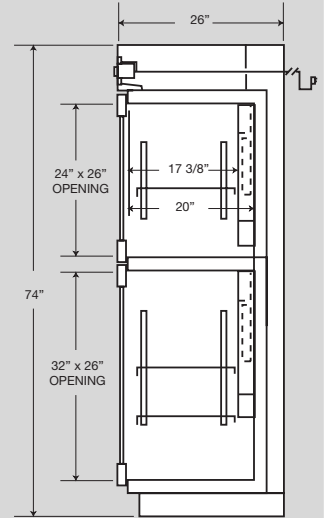
NW 224SS - R



PLAN VIEW



FRONT VIEW



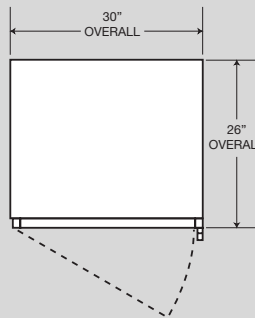
SECTION VIEW



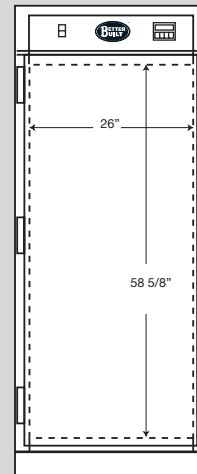
NW 324S - L



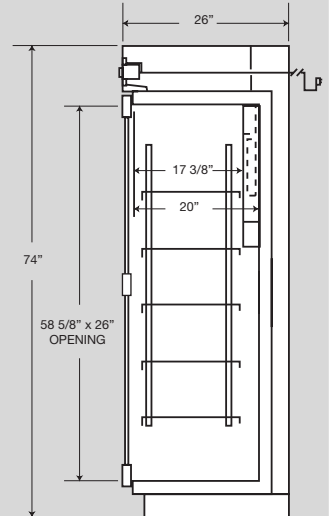
NW 324G - L



PLAN VIEW



FRONT VIEW



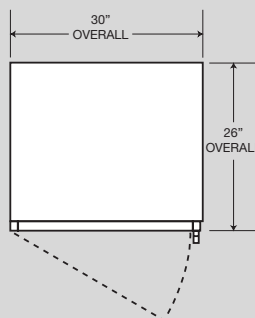
SECTION VIEW



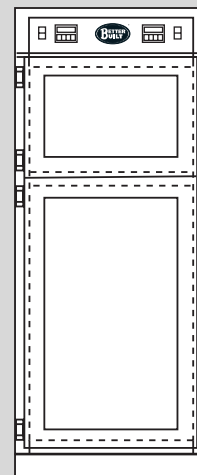
NW 424SS - L



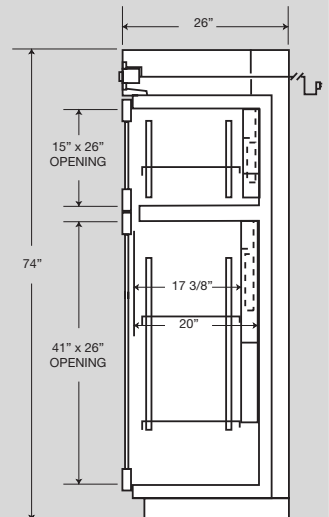
NW 424GS - L



PLAN VIEW



FRONT VIEW



SECTION VIEW



NW SERIES WARMING CABINETS

SPECIFICATIONS

MODEL	CHAMBER W x H x D	OVERALL W x H x D	CAPACITY cu. ft.	SHELVES*	ELECTRICAL 120 V/60Hz	WEIGHT lbs/kg
NW 124	26 x 24 x 20" 660 x 610 x 508mm	30 x 36 x 26" 762 x 914 x 660mm	7.3	One	3.4 amp	150/68
NW 224	26 x 24 x 20" (upper) 660 x 610 x 508mm	30 x 74 x 26" 762 x 1880 x 660mm	7.3 (upper)	Three	7.5 amp	495/225
	26 x 32 x 20" (lower) 660 x 813 x 508mm		9.7 (lower)			
NW 324	26 x 58.6 x 20" 660 x 1488 x 508mm	30 x 74 x 26" 762 x 1880 x 660mm	17.6	Five	8.4 amp	426/193
NW 424	26 x 15 x 20" (upper) 660 x 381 x 508mm	30 x 74 x 26" 762 x 1880 x 660mm	4.5 (upper)	Three	7.5 amp	495/225
	26 x 41 x 20" (lower) 660 x 1041 x 508mm		12.4 (lower)			

* Perforated stainless steel adjustable shelves

Note: **Confirm door swing and type when ordering**
"-L" for left hand hinge
"-R" for right hand hinge
"-S" for stainless steel door
"-G" for glass door

Note: Due to continued engineering improvements, specifications are subject to change without notice.

STANDARD FEATURES

- L.E.D. Digital Display for each Compartment with Temperature Control and Visual Alarm in either C° or F° Degrees
- Positive Lockable Door Latch
- Magnetic Door Gasket
- Hospital Grade 6 Ft Cord Plug-in
- Power On/Off Illuminated Switch
- Removable Front Service Panel
- Insulated Body and Door
- Levelling Feet
- Perforated Stainless Steel Adjustable Shelves
- Field Reversible Door Design

OPTIONAL FEATURES

- Additional Shelves
- Casters, Set of 4 (2 c/w Brakes)
- Trim Kit, 3" Stainless
- Audible High Temperature Alarm
- Removable Internal Drip Pan
- Stainless Steel Base for Floor Mounting
- Seismic Anchoring
- Pass-Thru Cabinets

ADDITIONAL PRODUCTS

Scrub Sinks ▪ Instrument Washers ▪ Cart Washers
Custom Stainless Steel Fixtures

DIVISION OF NORTHWESTERN SYSTEMS CORP

7601 MacDonald Road • Delta, British Columbia • Canada V4G 1N3

888-553-0855 • Tel: 604-952-0925 • Fax: 604-952-0941
www.nsc-betterbuilt.com • info@nsc-betterbuilt.com